

# DOMES & COFFERS

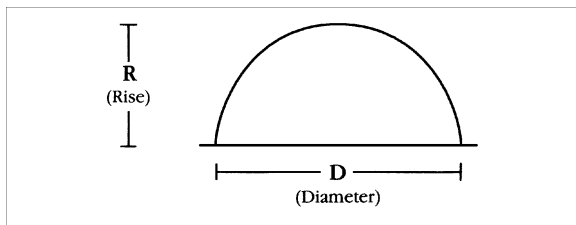


Installed dome with custom dome ring.

**Dome:** traditionally a hemispherical or elliptical concave shape used in a ceiling to provide an added dimension or impression of height to the ceiling.

**Applications:** Domes can be used with light troughs, medallions, chandeliers and recessed lighting in both commercial and residential applications. They can also be combined with a hanging light fixture, an indirect lighting ring, or stand alone as a decorative addition.

**Note:** 1) light troughs and decorative trim rings are available on pages 36-37. 2) domes over 7'-0" in diameter are sectional units.




**Round Dome D-010**

D. 3' - 0"  
R. 8"



**Round Dome D-016**

D. 4' - 0"  
R. 7"



**Round Dome D-025**

D. 5' - 0"  
R. 1' - 0"



**Round Dome D-006**

D. 5' - 4"  
R. 1' - 0"




**Round Dome D-020**

D. 6' - 10"  
R. 8"



**Square Coffers**

D. 3' - 6"  
R. 10"



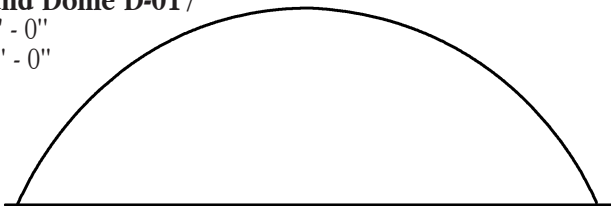
**Round Dome D-003**

D. 6' - 10"  
R. 1' - 6"



**Round Dome D-017**

D. 6' - 0"  
R. 2' - 0"



**FELBER**  
ORNAMENTAL  
PLASTERING CORP.

PO BOX 57, 1000 WEST WASHINGTON STREET  
NORRISTOWN, PENNSYLVANIA 19404

FAX: 610-275-6636 1-800-392-6896 WEB: www.felber.net