



# CORNICES



Installation of cornice - 6313

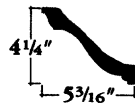
**Cornice:** traditionally a cast or run decorative molding commonly found at the junction of interior walls and ceilings, roof perimeter, or the upper section of an entablature.

**Applications:** Cornices can be used in the traditional manner, or creatively as a light trough, a light cove for indirect lighting or display sets.

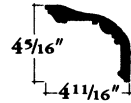
**R - Run** cornices are smooth surface profiles consisting of straight and curved lines without sculpted relief (ie, leaves, flowers, dentils, etc.). This type of cornice can be provided to match an existing profile or fabricated to your particular needs. For pricing, send us a profile of your cornice and the lengths required.

**S - Tudor Finish.**

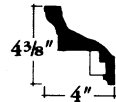
**6210**  
Length 5'-10"  
Repeat 1' - 2"



**6235**  
Length 4' - 1"  
Repeat 1 3/8"



**6228**  
Length 6'-0"  
Repeat 1 3/4"



**6235M**  
Length 5' - 2"  
Repeat 1 1/4"



**6509**  
Length 4' - 0"  
Repeat 3 1/2"



**10134**  
Length 6' - 11"  
Repeat 2 1/4"



Scale - 1" = 1' - 0"



**FELBER**  
ORNAMENTAL  
PLASTERING CORP.

PO BOX 57, 1000 WEST WASHINGTON STREET  
NORRISTOWN, PENNSYLVANIA 19404  
FAX: 610-275-6636 1-800-392-6896 WEB: www.felber.net